

Scaled data based on original data using
LM-79-08 Approved Method: Electrical and Photometric Measurements of Solid-
State Lighting Products

Test Report Prepared for
Cooper Lighting Solutions
(formerly Eaton)

Brand: INVUE

Report Number: P677126

Luminaire Tested: **CCW-SA-2E-730-U-SL4-HSS**

Issue Date: 04/25/2023



Test Information

Test Method: LM-79-08
Report Number: P677126
Test Lab: INNOVATION CENTER(G1)
Issue Date: 04/25/2023
Manufacturer: COOPER LIGHTING SOLUTIONS (FORMERLY EATON)
Product Line: INVUE
Catalog Number: CCW-SA-2E-730-U-SL4-HSS
Description: INVUE CLEAR CURVE Wall Pack MOUNT Light Square Luminaire @1050mA w/
SL4 distribution lens and House Side Shield
Light Source: (32) 3000K CCT, 70 CRI LEDs
Ballast/Driver: ELECTRONIC DRIVER

Summary

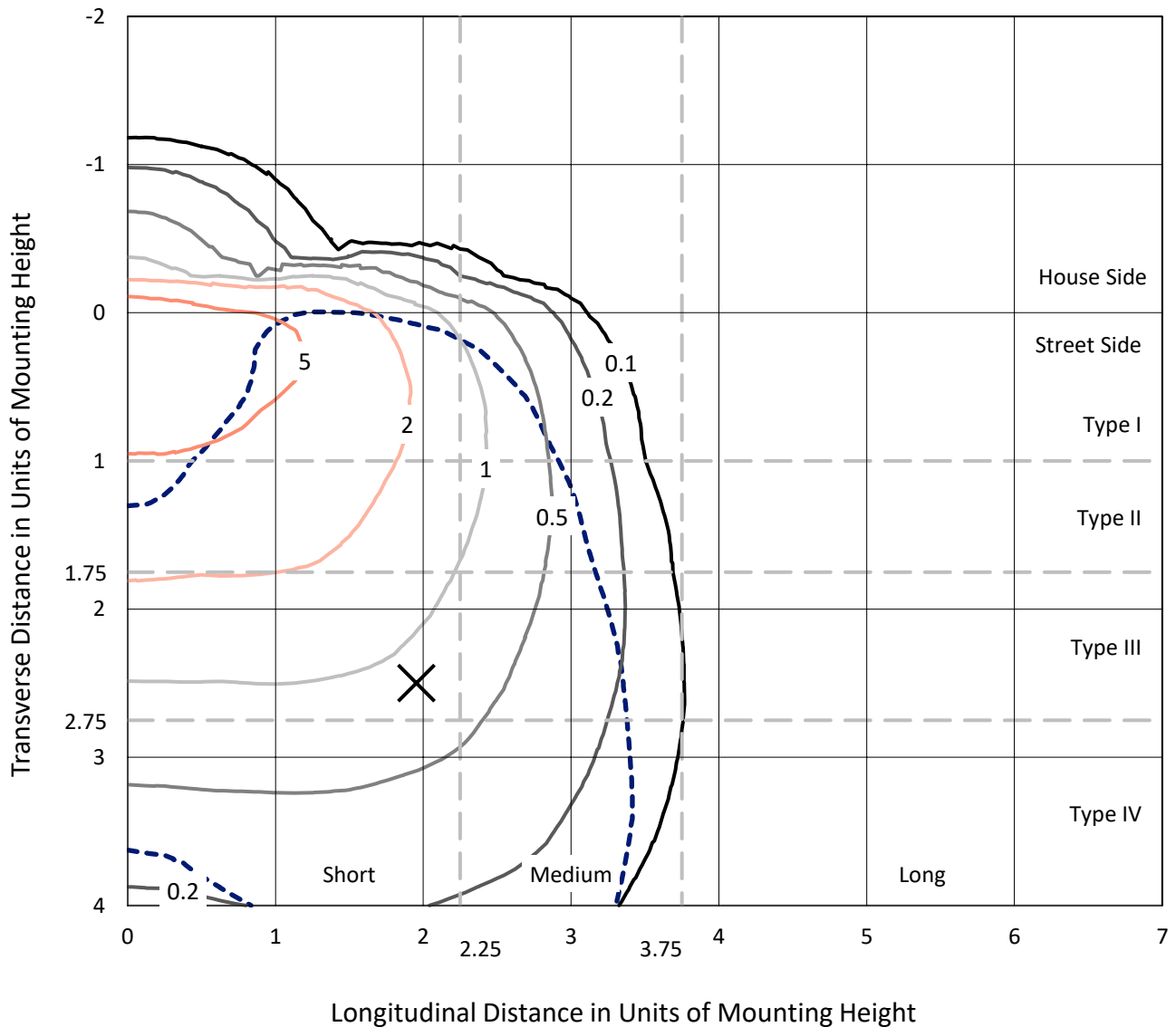
Lumens per Lamp: N/A
Luminaire Lumens: 10284.6 lumens
Efficiency: N/A
Efficacy: 96.5 lumens/watt
Luminous Opening: Rectangular (W 1' x L: 1' x H: 0')
IES Classification: Type IV - Short
BUG Rating: B1 - U0 - G2

Input Watts (W): 106.6
Input Voltage (V): 120
Input Current (A_{in}): NR
Voltage Rise (V): NR
Power Factor: NR
Total Harmonic Distortion (THDi): NR
Frequency (hertz): 60
Stabilization Time: NR
Operation Time: NR
Ambient Temperature (°C): NR
Test Distance: 25 FT

REPORT NUMBER: P677126
 CATALOG NUMBER: CCW-SA-2E-730-U-SL4-HSS

Iso-Footcandle Lines of Horizontal Illumination

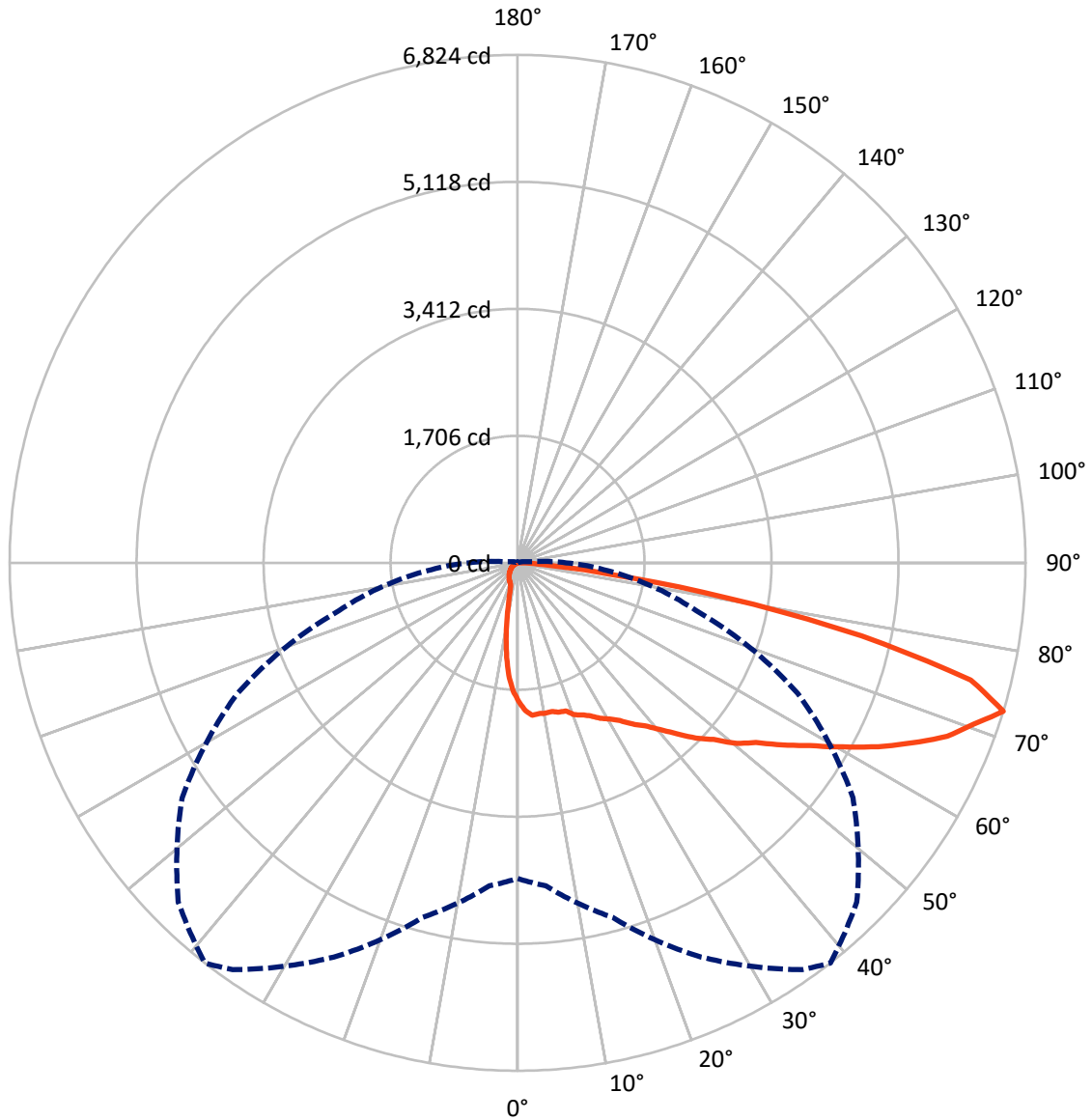
× Max cd
 - - - 1/2 Max cd



Based on 15 foot mounting height. Maximum calculated value = 8.9 fc
 Type IV - Short - N/A

REPORT NUMBER: P677126
CATALOG NUMBER: CCW-SA-2E-730-U-SL4-HSS

Luminous Intensity Polar Plot



— Vertical Plane Through 38-Deg Lateral - - - Horizontal Cone Through 72.5-Deg Vertical

REPORT NUMBER: P677126
 CATALOG NUMBER: CCW-SA-2E-730-U-SL4-HSS

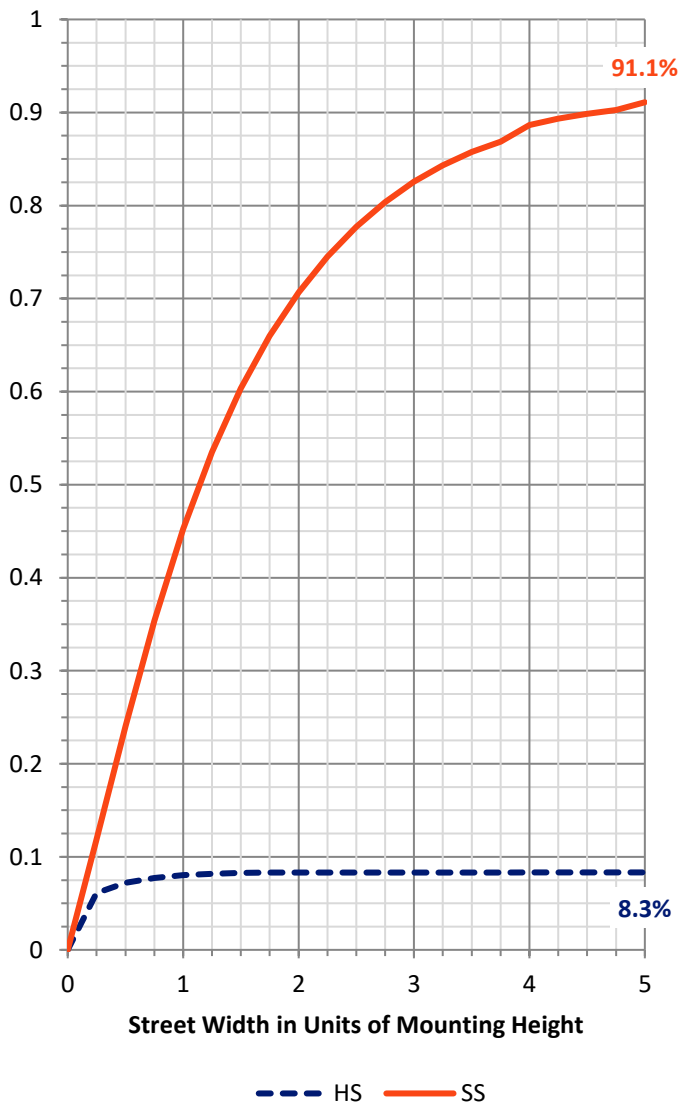
FLUX DISTRIBUTION:

		Downward	Upward	Total
House Side	Lumens	861.3	0.0	861.3
	% Fixture	8.4	0.0	8.4
Street Side	Lumens	9423.2	0.0	9423.2
	% Fixture	91.6	0.0	91.6
Total	Lumens	10284.6	0.0	10284.6
	% Fixture	100.0	0.0	100.0

Coefficient of Utilization

ZONAL LUMENS:

Zone	Lumens	% Fixture
0°-10°	162.8	1.6
10°-20°	398.6	3.9
20°-30°	639.0	6.2
30°-40°	964.7	9.4
40°-50°	1468.2	14.3
50°-60°	2067.1	20.1
60°-70°	2525.0	24.6
70°-80°	1833.5	17.8
80°-90°	225.8	2.2
90°-100°	0.0	0.0
100°-110°	0.0	0.0
110°-120°	0.0	0.0
120°-130°	0.0	0.0
130°-140°	0.0	0.0
140°-150°	0.0	0.0
150°-160°	0.0	0.0
160°-170°	0.0	0.0
170°-180°	0.0	0.0
0°-90°	10284.6	100.0
0°-180°	10284.6	100.0

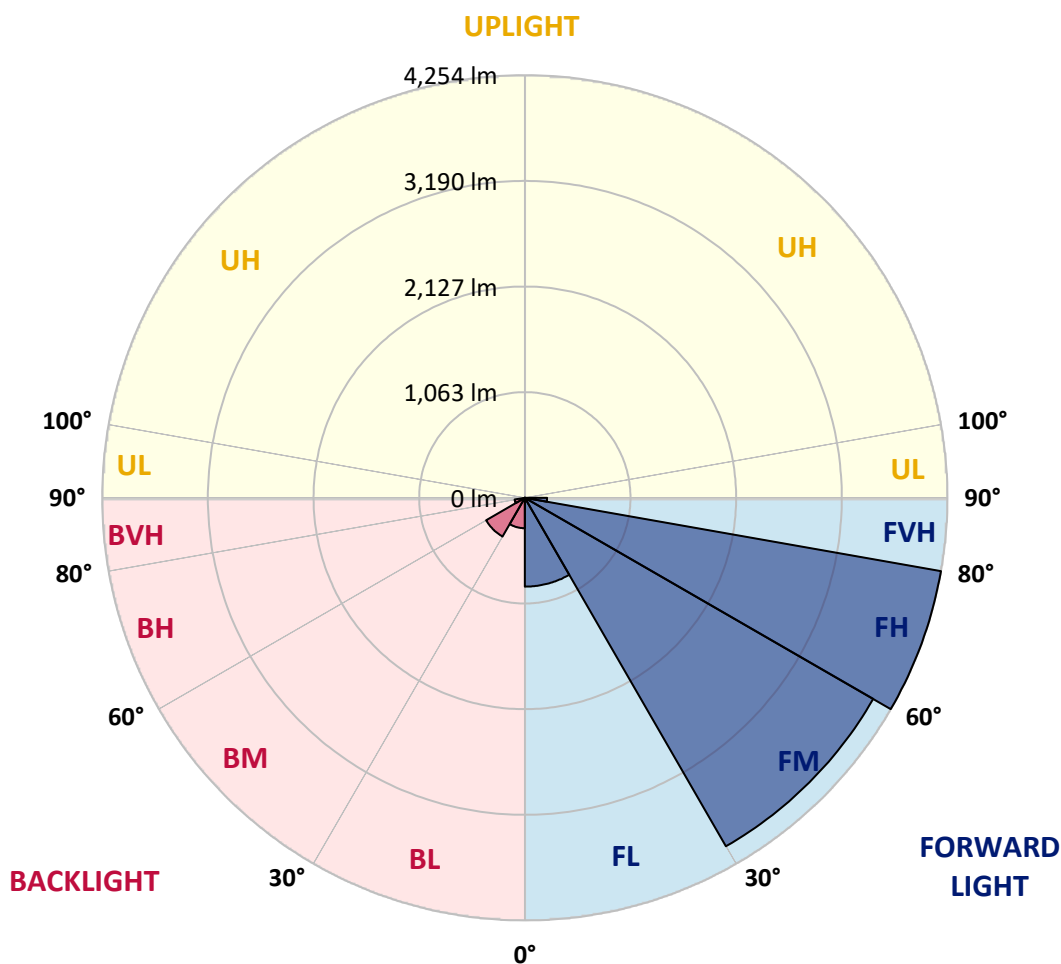


REPORT NUMBER: P677126
 CATALOG NUMBER: CCW-SA-2E-730-U-SL4-HSS

LUMINAIRE CLASSIFICATION SYSTEM LUMEN TABLE AND BUG RATING:

Zone	Lumens	% Fixture	Zone Rating/Lumen Limit		
			B	U	G
FL (0°-30°)	894.5	8.7			
FM (30°-60°)	4050.1	39.4			
FH (60°-80°)	4254.0	41.4			G2/5000
FVH (80°-90°)	224.6	2.2			G2/225
BL (0°-30°)	305.8	3.0	B1/500		
BM (30°-60°)	449.9	4.4	B1/1000		
BH (60°-80°)	104.4	1.0	B0/110		G0/110
BVH (80°-90°)	1.2	0.0			G0/10
UL (90°-100°)	0.0	0.0		U0/0	
UH (100°-180°)	0.0	0.0		U0/0	

BUG Rating: B1-U0-G2
 Type IV Short





REPORT NUMBER: P677126

CATALOG NUMBER: CCW-SA-2E-730-U-SL4-HSS

CANDELA DISTRIBUTION (FULL):

	0°	5°	15°	25°	35°	38°	45°	55°	65°	75°	85°
0°	1859.9	1859.9	1859.9	1859.9	1859.9	1859.9	1859.9	1859.9	1859.9	1859.9	1859.9
2.5°	2043.2	2043.2	2062.5	2043.2	2036.0	1990.1	1992.5	1968.4	1944.3	1910.5	1879.2
5°	2067.3	2084.2	2096.3	2079.4	2052.8	2057.7	2074.5	2028.7	1963.6	1922.6	1852.6
7.5°	2057.7	2093.8	2084.2	2074.5	2057.7	2045.6	2021.5	2002.2	1970.8	1932.2	1850.2
10°	2050.4	2062.5	2064.9	2057.7	2021.5	2055.3	2028.7	1997.4	1958.8	1912.9	1811.6
12.5°	2023.9	2023.9	2045.6	2028.7	2033.5	2050.4	2038.4	2031.1	1990.1	1951.5	1862.3
15°	1994.9	2004.6	2038.4	2064.9	2089.0	2081.8	2074.5	2052.8	2016.7	1973.2	1879.2
17.5°	2002.2	2007.0	2060.1	2108.3	2096.3	2091.4	2130.0	2084.2	2048.0	1999.8	1893.6
20°	2028.7	2043.2	2103.5	2166.2	2178.3	2178.3	2163.8	2137.3	2086.6	2021.5	1920.2
22.5°	2055.3	2060.1	2159.0	2238.6	2250.6	2219.3	2231.3	2154.2	2105.9	2069.7	1946.7
25°	2156.6	2146.9	2253.1	2315.8	2308.5	2277.2	2265.1	2197.6	2178.3	2113.1	2004.6
27.5°	2294.1	2253.1	2356.8	2395.4	2356.8	2366.4	2332.7	2260.3	2219.3	2180.7	2031.1
30°	2378.5	2402.6	2458.1	2496.7	2431.6	2434.0	2417.1	2337.5	2274.8	2284.4	2120.4
32.5°	2508.8	2525.6	2566.7	2583.5	2532.9	2528.1	2511.2	2448.4	2402.6	2393.0	2241.0
35°	2648.7	2680.0	2682.4	2687.3	2641.4	2660.7	2636.6	2547.4	2571.5	2588.4	2385.7
37.5°	2786.2	2757.2	2805.5	2827.2	2776.5	2776.5	2783.8	2723.4	2766.9	2817.5	2590.8
40°	2839.2	2851.3	2935.7	2918.8	2979.1	2943.0	2969.5	2955.0	2991.2	3107.0	2880.2
42.5°	2894.7	2909.2	3022.6	3053.9	3126.3	3138.4	3177.0	3179.4	3285.5	3476.1	3157.7
45°	3000.9	2976.7	3131.1	3208.3	3326.5	3360.3	3406.1	3444.7	3611.2	3835.5	3473.7
47.5°	3097.3	3063.6	3239.7	3394.1	3538.8	3546.0	3671.5	3712.5	3910.3	4166.0	3787.3
50°	3232.4	3244.5	3319.3	3584.6	3731.8	3816.2	3903.0	4038.1	4257.6	4530.2	4014.0
52.5°	3372.3	3360.3	3485.7	3746.2	3977.8	4009.2	4204.6	4356.6	4595.4	4800.4	4115.3
55°	3543.6	3558.1	3606.3	3948.9	4243.2	4318.0	4537.5	4696.7	4957.2	4916.2	4149.1
57.5°	3714.9	3700.4	3809.0	4175.6	4576.1	4631.6	4923.4	5017.5	5193.6	4993.4	4064.7
60°	3883.7	3910.3	3956.1	4431.3	4940.3	5022.3	5253.9	5302.2	5340.8	5029.6	3999.5
62.5°	4076.7	4014.0	4156.3	4701.5	5268.4	5439.7	5623.0	5432.4	5398.7	4964.4	3850.0
65°	4173.2	4192.5	4378.3	5010.3	5705.0	5830.4	5854.6	5608.5	5434.8	4819.7	3710.1
67.5°	4322.8	4349.3	4585.7	5326.3	6153.7	6223.6	6136.8	5767.7	5403.5	4631.6	3205.9
70°	4342.1	4407.2	4863.1	5656.8	6435.9	6496.2	6428.7	5873.9	5150.2	3891.0	2373.7
72.5°	4240.8	4356.6	4930.7	5844.9	6672.3	6824.3	6445.6	5500.0	4151.5	2482.2	1215.8
75°	3203.5	3300.0	4513.3	5565.1	6252.6	6288.8	5659.2	4197.3	2364.0	846.7	311.2
77.5°	1659.6	1826.1	3012.9	4252.8	4764.2	4725.6	3939.2	2472.6	812.9	221.9	125.4
80°	952.8	993.9	1317.1	2388.1	2996.0	2848.9	2178.3	1066.2	357.0	111.0	82.0
82.5°	470.4	528.3	709.2	1068.6	1498.0	1232.7	817.8	639.3	200.2	60.3	72.4
85°	101.3	106.1	361.8	511.4	607.9	400.4	279.8	537.9	72.4	36.2	70.0
87.5°	72.4	70.0	101.3	229.2	168.9	103.7	166.4	282.2	16.9	16.9	14.5
90°	0.0	0.0	0.0	0.0	0.0	0.0	0.0	0.0	0.0	0.0	0.0



REPORT NUMBER: P677126
 CATALOG NUMBER: CCW-SA-2E-730-U-SL4-HSS

CANDELA DISTRIBUTION (continued):

	90°	95°	105°	115°	125°	135°	145°	155°	165°	175°	180°
0°	1859.9	1859.9	1859.9	1859.9	1859.9	1859.9	1859.9	1859.9	1859.9	1859.9	1859.9
2.5°	1859.9	1838.1	1814.0	1768.2	1756.1	1748.9	1707.9	1705.5	1698.2	1681.3	1674.1
5°	1809.2	1773.0	1727.2	1678.9	1640.3	1570.4	1486.0	1442.5	1389.5	1391.9	1375.0
7.5°	1802.0	1734.4	1669.3	1568.0	1444.9	1314.7	1184.4	1100.0	1039.7	1003.5	1010.7
10°	1768.2	1717.5	1611.4	1423.2	1225.4	1027.6	861.2	735.7	663.4	607.9	624.8
12.5°	1782.7	1683.8	1534.2	1283.3	1001.1	757.5	550.0	429.4	376.3	357.0	361.8
15°	1773.0	1683.8	1488.4	1131.4	786.4	513.8	357.0	318.4	308.8	308.8	303.9
17.5°	1802.0	1703.1	1411.2	981.8	564.5	342.5	306.4	299.1	291.9	291.9	291.9
20°	1843.0	1712.7	1358.1	815.3	398.0	301.5	287.1	282.2	279.8	279.8	277.4
22.5°	1845.4	1703.1	1259.2	632.0	306.4	284.6	272.6	270.2	270.2	265.3	265.3
25°	1859.9	1712.7	1153.1	475.2	284.6	267.8	258.1	255.7	258.1	255.7	253.3
27.5°	1896.0	1729.6	1046.9	347.4	267.8	253.3	246.1	243.6	243.6	243.6	238.8
30°	1941.9	1729.6	928.7	287.1	253.3	238.8	231.6	229.2	226.8	226.8	226.8
32.5°	2038.4	1785.1	784.0	255.7	234.0	221.9	214.7	214.7	212.3	212.3	209.9
35°	2159.0	1823.7	636.8	236.4	217.1	205.0	197.8	197.8	195.4	195.4	193.0
37.5°	2308.5	1920.2	487.3	221.9	200.2	188.2	180.9	180.9	180.9	178.5	178.5
40°	2520.8	2019.1	361.8	202.6	183.3	171.3	166.4	164.0	161.6	161.6	156.8
42.5°	2747.6	2171.0	270.2	188.2	168.9	159.2	152.0	144.7	144.7	137.5	137.5
45°	2993.6	2303.7	219.5	171.3	154.4	142.3	135.1	130.3	123.0	118.2	118.2
47.5°	3234.8	2385.7	193.0	152.0	139.9	130.3	123.0	113.4	103.7	101.3	98.9
50°	3430.2	2409.9	171.3	137.5	127.9	118.2	108.6	96.5	86.8	82.0	79.6
52.5°	3430.2	2277.2	154.4	123.0	115.8	106.1	94.1	79.6	67.5	62.7	60.3
55°	3430.2	2067.3	137.5	113.4	103.7	96.5	79.6	65.1	53.1	45.8	43.4
57.5°	3379.6	1814.0	123.0	101.3	91.7	82.0	67.5	50.7	38.6	31.4	31.4
60°	3239.7	1548.7	106.1	89.3	79.6	67.5	53.1	36.2	24.1	16.9	16.9
62.5°	3061.2	1232.7	91.7	74.8	65.1	55.5	41.0	24.1	9.6	4.8	4.8
65°	2750.0	909.4	79.6	62.7	50.7	41.0	26.5	9.6	0.0	0.0	0.0
67.5°	2269.9	607.9	62.7	50.7	43.4	28.9	16.9	2.4	0.0	0.0	0.0
70°	1596.9	345.0	48.2	36.2	31.4	19.3	4.8	0.0	0.0	0.0	0.0
72.5°	656.1	152.0	33.8	26.5	21.7	9.6	0.0	0.0	0.0	0.0	0.0
75°	178.5	67.5	21.7	14.5	12.1	2.4	0.0	0.0	0.0	0.0	0.0
77.5°	103.7	45.8	9.6	4.8	4.8	0.0	0.0	0.0	0.0	0.0	0.0
80°	82.0	21.7	4.8	2.4	0.0	0.0	0.0	0.0	0.0	0.0	0.0
82.5°	82.0	12.1	2.4	0.0	0.0	0.0	0.0	0.0	0.0	0.0	0.0
85°	70.0	4.8	0.0	0.0	0.0	0.0	0.0	0.0	0.0	0.0	0.0
87.5°	9.6	0.0	0.0	0.0	0.0	0.0	0.0	0.0	0.0	0.0	0.0
90°	0.0	0.0	0.0	0.0	0.0	0.0	0.0	0.0	0.0	0.0	0.0

(END OF REPORT)